



FOR IMMEDIATE RELEASE
April 29, 2020

Contact: Bryan Wachter,
Senior Vice President of
Government and Public Affairs
775-771-8969

Retail Association Survey Shows Nevadans Ready for Plan to Reopen Nevada

The Retail Association of Nevada released Wednesday the third in their ongoing series of surveys of Nevadans' opinions and behaviors related to the coronavirus outbreak. RAN surveyed 376 Nevadans on April 28, 2020 with a margin of error of 5%.

"In our most recent survey, it is clear Nevadans are frustrated with a perceived lack of leadership from the Governor's Office, especially when it comes to a plan to reopen the state," said Bryan Wachter, Senior Vice President of Government and Public Affairs of the Retail Association of Nevada. "Nevadans are ready to start the process of cautiously reopening the state and are acknowledging that it might be many months before they're ready to visit higher-risk venues such as festivals or concerts."

In this third survey, RAN also saw a steep decline in general concern over COVID-19. Retailers continue to receive high marks for their handling of the outbreak, and concerns over product availability also continue to decline as retailers have refilled shelves emptied during the early weeks of the outbreak.

New in this survey RAN asked Nevadans how soon they plan to visit several key locations. Many Nevadans expect to return to their workplaces soon after the shelter at home orders are lifted. Salons and barbers are a top priority for Nevadans with malls and concerts seeing the longest times before consumers plan to return.

"Nevadans have made huge sacrifices to flatten the curve, and now that we're beginning to see the other side, Nevadans are continuing to show their commitment to keeping themselves and others safe when it comes to reopening the state," Wachter said. "Their responses to this survey show that, in absence of clear plans from the Governor's Office, consumers have already decided that when the state reopens, they will proceed cautiously."

Full survey results are available at www.RANNV.org.

###



Conducted by:



To: Retail Association of Nevada
From: Megan Bedera, Amplify Relations
Date: April 29, 2020
Subject: COVID-19 Survey Results – April 28, 2020

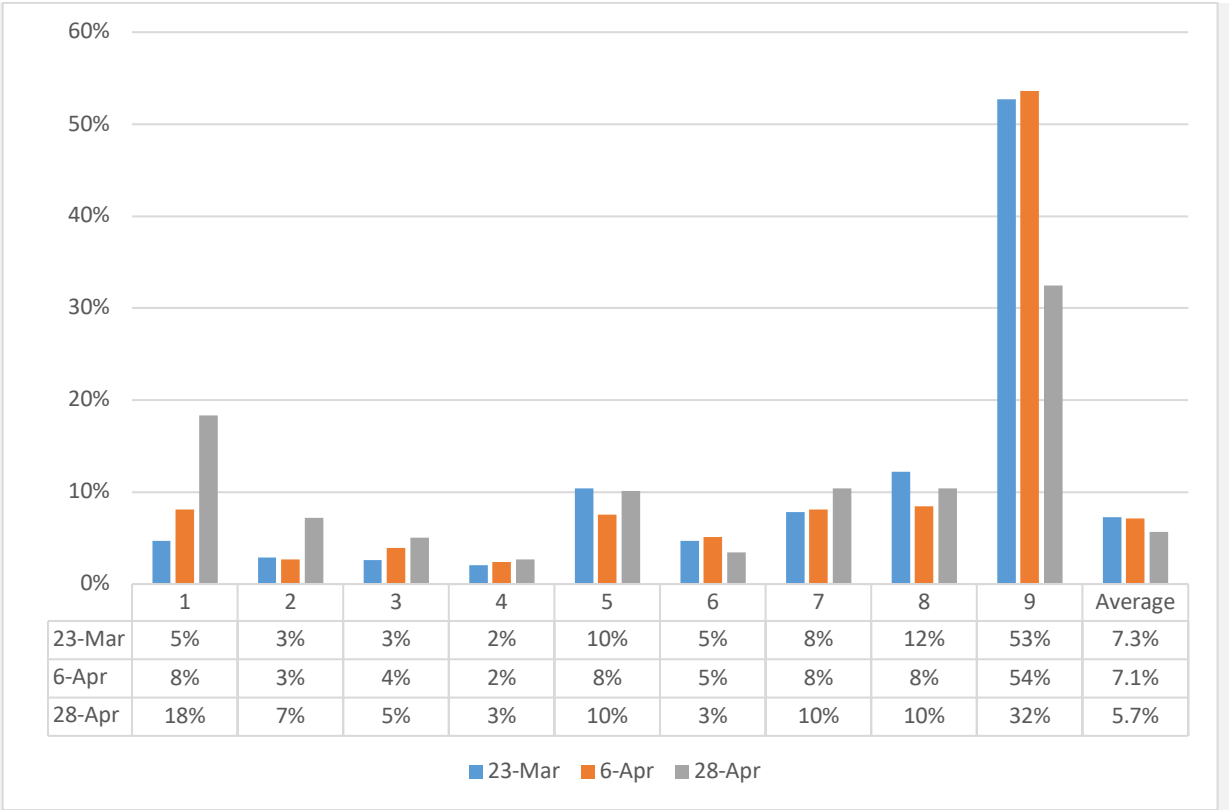
Amplify Relations conducted surveys on March 23, 2020 of 385 Nevadans, on April 6, 2020 of 332 Nevadans and on April 28, 2020 of 376 Nevadans of their opinions of the coronavirus outbreak and the impact to shopping behaviors. All surveys have a margin of error of 5% and were limited to Nevadans who reported being employed full time or part time as of March 1, 2020.

Updated Findings:

- There was a noticeable increase in people reporting a layoff or furlough, collectively up 8%.
- General concern over COVID-19 is beginning to subside, with a significant drop in respondents selecting option 9 and an increase of option 1.
- Retailers approval continues to hold strong and reported difficulty finding products continues to decline.
- Sisolak's approval of the handling of COVID-19 has been in freefall since we began these surveys. This could be attributed to the fact that there is not strong confidence that he has a plan to reopen the state. There is, however, general approval of joining the western states compact.
- While a majority of respondents are ready for the state to start reopening, respondents do not want to see Las Vegas lead the nation and reopen immediately.
- When asked how soon they would be visiting businesses when they reopen, respondents plan to return to their workplaces in the near future, followed by salons. Respondents are more likely in the near future to visit a doctor or dentist before they are planning to visit a restaurant, mall or concert. Festivals and concerts showed the longest delay with a majority of respondents not planning to attend for at least a few months.

1. What was your employment status as of March 1st, 2020?	3/23	4/6	4/28
Employed Full Time	74%	78%	80%
Employed Part Time	26%	22%	20%
2. What is your employment status today?			
Working part time at your workplace	14%	14%	16%
Working part time from home	14%	12%	10%
Working full time at my workplace	15%	16%	16%
Working full time from home	21%	26%	19%
Unemployed and seeking work	17%	17%	20%
Unemployed and not seeking work	17%	14%	17%
Retired	2%	2%	2%
3. Has someone in your household had their employment status change due to coronavirus?			
No	-	54%	47%
Laid off	-	23%	27%
Furlough	-	14%	18%
Hours reduced	-	9%	7%
Hours increased	-	1%	1%

4. On a scale from 1-9, how concerned are you today about coronavirus, also known as COVID-19, with 1 being unconcerned and 9 being very concerned.

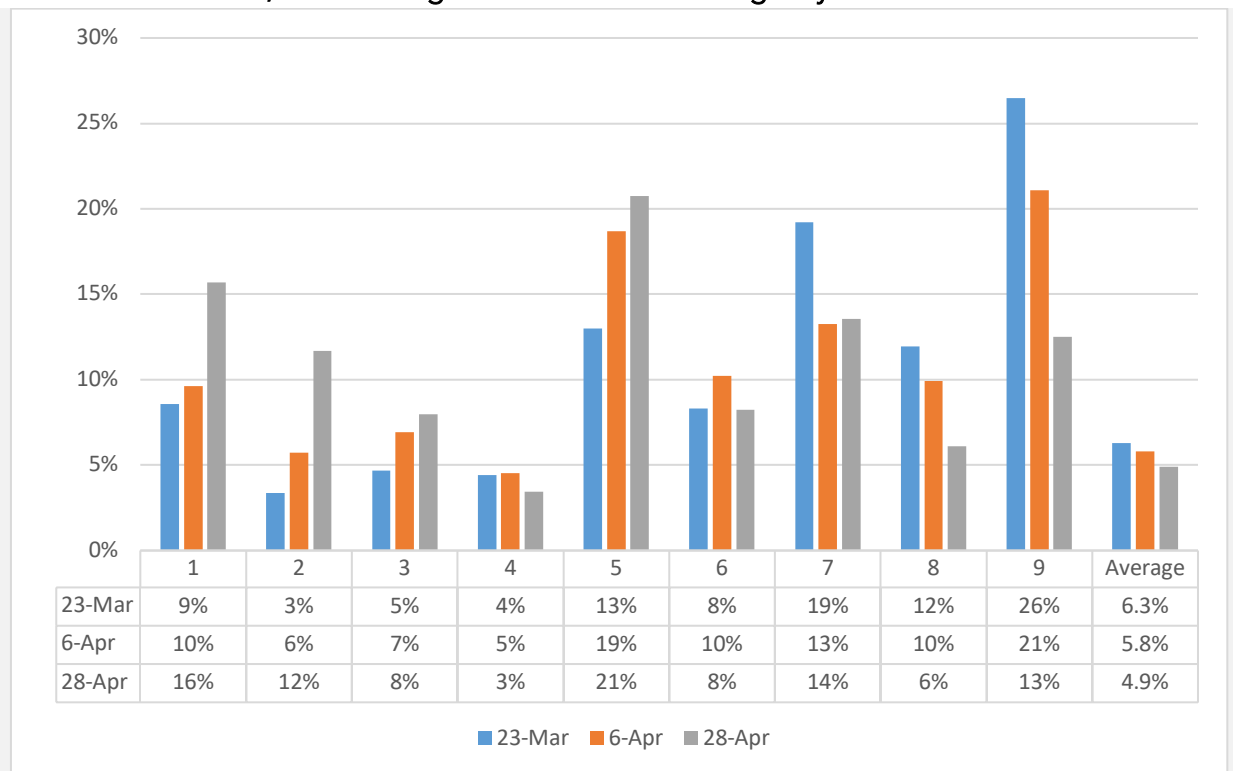


5. What is your opinion today of how President Trump has handled the coronavirus outbreak to date?	3/23	4/6	4/28
Very well	36%	39%	42%
Well	14%	11%	13%
Neutral	9%	6%	7%
Poorly	13%	10%	5%
Very poorly	28%	34%	33%
Total Approval	9%	6%	16%

6. What is your opinion today of how Governor Sisolak has handled the coronavirus outbreak in Nevada to date?	3/23	4/6	4/28
Very well	39%	33%	32%
Well	25%	30%	19%
Neutral	18%	13%	12%
Poorly	10%	13%	14%
Very poorly	8%	11%	24%
Total Approval	45%	39%	13%

7. What is your opinion today of how local retailers have handled the coronavirus outbreak to date?	3/23	4/6	4/28
Very well	33%	36%	30%
Well	36%	33%	40%
Neutral	22%	21%	21%
Poorly	7%	7%	6%
Very poorly	2%	2%	3%
Total Approval	59%	61%	62%

8. On a scale of 1 to 9, over the last week, how difficult has it been to find the products you need at local stores, with 1 being not difficult and 9 being very difficult?



9. Has your average cost for a week's groceries increased since the coronavirus outbreak?	3/23	4/6	4/28
About the same	38%	39%	33%
Increased by less than \$50	27%	23%	31%
Increased by \$50 to \$100	22%	27%	26%
Increased by \$100 to \$250	5%	6%	5%
Increased by \$250 to \$500	2%	1%	2%
Increased by more than \$500	1%	1%	0%
It has decreased	5%	3%	3%

10. How long do you expect the shelter in place order in Nevada to be in effect?	3/23	4/6	4/28
Less than a month (4/6 includes April 30 th)	-	44%	26%
May 31 th	-	32%	30%
June 30 th	-	8%	19%
Into the summer	-	5%	7%
Into the fall	-	2%	3%
Unsure	-	10%	15%
11. Do you agree or disagree that it will be safe for students to return to school in the fall?	3/23	4/6	4/28
Strongly Agree	-	-	39%
Agree	-	-	21%
Neutral	-	-	26%
Disagree	-	-	9%
Strongly Disagree	-	-	6%
Total Approval	-	-	45%
12. The current shelter in place order is set to expire on April 30th unless further extended. Do you believe it should be extended?	3/23	4/6	4/28
Allow it to expire and reopen all businesses to reopen	-	-	34%
Allow it to expire and reopen some businesses in phases	-	-	25%
Extend the stay at home order but allow some businesses to reopen	-	-	24%
Extend the stay at home order as it is	-	-	13%
Unsure	-	-	3%
13. Do you agree that Governor Sisolak has a plan for how to reopen Nevada post coronavirus?	3/23	4/6	4/28
Strongly Agree	-	-	19%
Agree	-	-	24%
Neutral	-	-	20%
Disagree	-	-	14%
Strongly Disagree	-	-	24%
Total Approval	-	-	6%

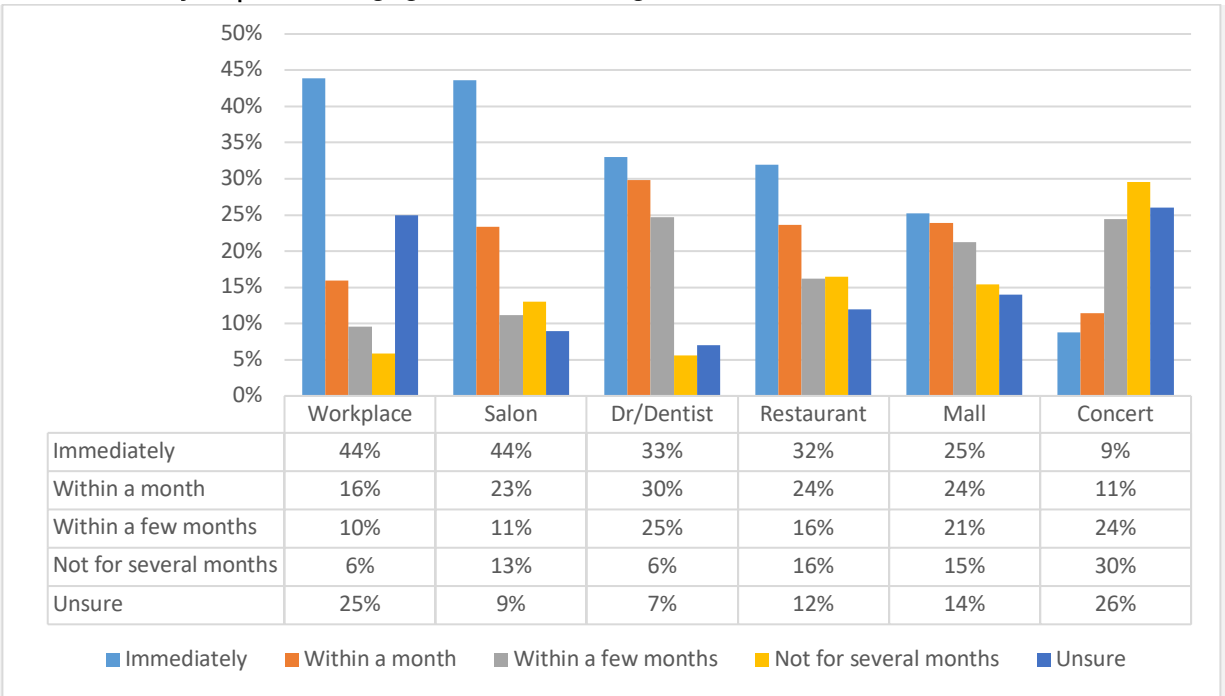
14. Las Vegas Mayor Carolyn Goodman would like to see Las Vegas lead the nation and reopen immediately. Do you agree that Las Vegas should reopen immediately? 3/23 4/6 4/28

Strongly Agree	-	-	22%
Agree	-	-	16%
Neutral	-	-	14%
Disagree	-	-	13%
Strongly Disagree	-	-	35%
Total Approval	-	-	-11%

15. Yesterday Nevada joined the pact of Western States to coordinate their coronavirus response. Do you support or oppose Nevada taking part in a regional coalition, even if it does not follow guidelines from the White House? 3/23 4/6 4/28

Strongly Support	-	-	28%
Support	-	-	19%
Neutral	-	-	21%
Oppose	-	-	12%
Strongly Oppose	-	-	20%
Total Approval	-	-	14%

16-21. When the stay at home order is lifted and Nevada businesses are allowed to reopen, how soon do you plan to engage in the following behaviors?



22. Age	3/23	4/6	4/28
18-34	5%	6%	4%
35-44	8%	11%	8%
45-54	17%	19%	21%
55-64	29%	26%	31%
65+	40%	39%	36%
23. Gender	3/23	4/6	4/28
Male	42%	47%	49%
Female	55%	49%	49%
Other	2%	4%	2%
24. Education	3/23	4/6	4/28
Some High School	5%	6%	2%
High school	16%	10%	15%
Some college	34%	34%	32%
Bachelor's degree	27%	29%	27%
Graduate degree	19%	22%	24%
25. Political	3/23	4/6	4/28
Democrat	35%	35%	32%
NP	18%	17%	25%
Republican	38%	36%	31%
Other	9%	13%	12%
26. What best describes your total household income before taxes over the past 12 months?	3/23	4/6	4/28
Less than \$25,000	16%	14%	10%
\$25,000 to \$34,999	12%	10%	13%
\$35,000 to \$49,999	14%	14%	13%
\$50,000 to \$74,999	22%	17%	16%
\$75,000 to \$99,999	15%	17%	22%
\$100,000 to \$149,999	12%	16%	15%
\$150,000 or more	10%	11%	10%